

---

**REPORT ON**

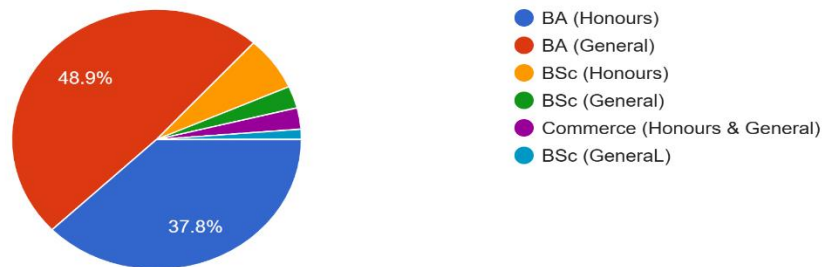
**STUDENTS' FEEDBACK ON ACADEMIC PERFORMANCE AND  
AMBIENCE OF THE INSTITUTE 2021-22**

---

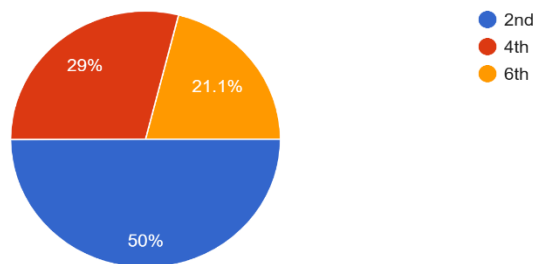
**HIGHLIGHTS**

- **Response:** In the feedback on academic performance and ambience of the institution a total of 1021 students registered their feedback.

Academic Programme  
1,021 responses

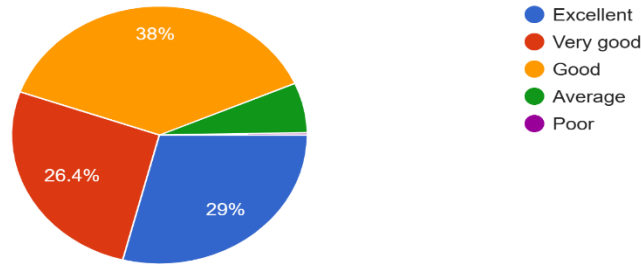


Semester  
1,021 responses



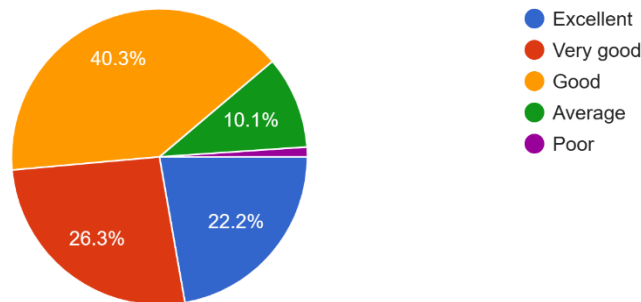
**1. Is internal examination taken in time?: In a good state.**

1. Are internal examinations taken in time?  
1,021 responses



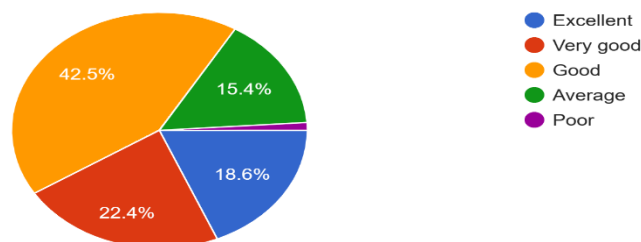
**2. Results of internal examination are displayed and informed to you in time?  
:Efforts needs to be made in bringing the “average” response down.**

2. Results of internal examinations are displayed and informed to you in time?  
1,021 responses



**3. Are tutorial (extra classes/remedial classes) offered in case of need?: Efforts needs to be made in bringing the “average” response down.**

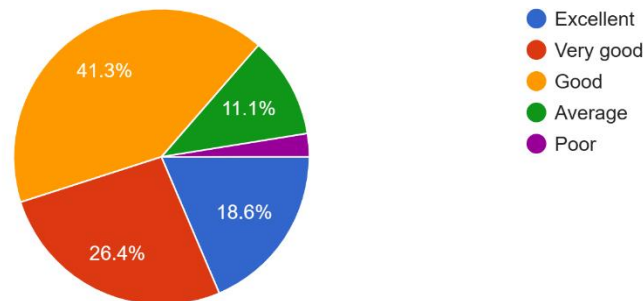
3. Are tutorial classes (extra classes/remedial) offered in case of need?  
1,021 responses



**4. Are the toppers and rankers recognized for their performance? : Efforts need to be made to improve on the “excellent” response.**

4. Are the toppers and rankers recognized for their performance?

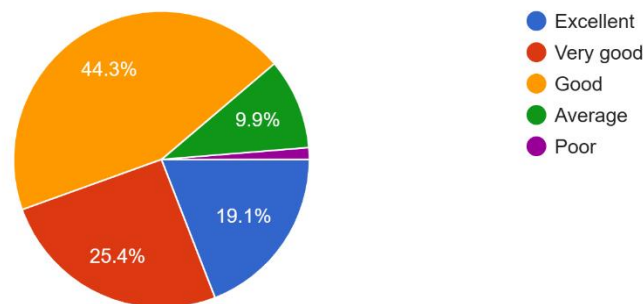
1,021 responses



**5. Overall, the ambience of the institute is conducive for effective learning: Need to work on the “excellent” response and also the “average” and “poor” response.**

5. Overall, the ambience of the institute is conducive for effective learning.

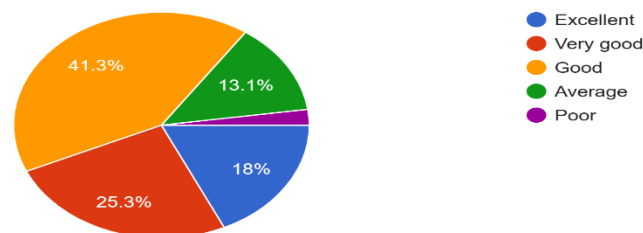
1,011 responses



**6. Institute responds timely to your grievances (problems) to your satisfaction: Need to work on the “excellent” response and also the “average” and “poor” response.**

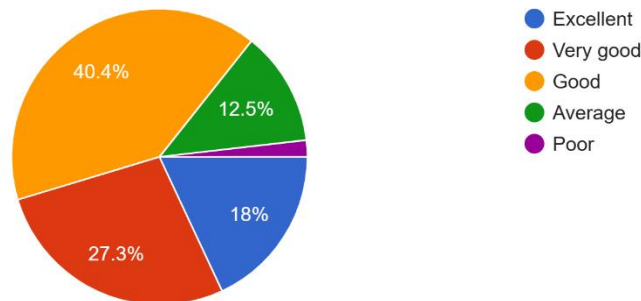
6. Institute responds timely to your grievances (problems) to your satisfaction.

1,021 responses



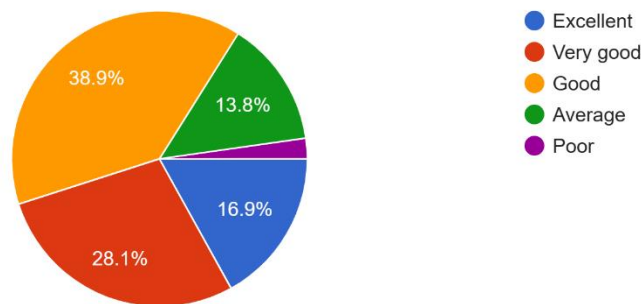
**7. Classroom Infrastructure: Need to work on bringing the “average” and “poor” response further. down.**

7. Classroom infrastructure are  
1,021 responses



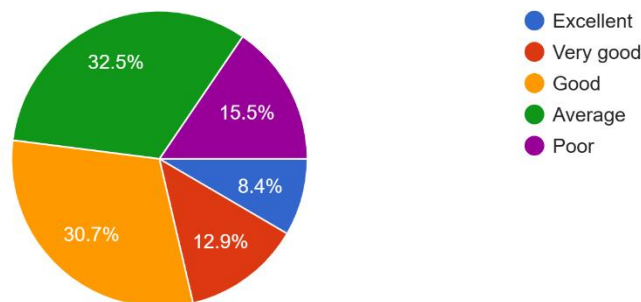
**8. Library facilities: Needs to work on improving on the “excellent” response and bringing the “average” response further down.**

8. Library facilities  
1,021 responses



**9. Drinking water facility: About 16 percent response marked drinking water facilities to be poor. So, this aspect needs to be looked in urgently.**

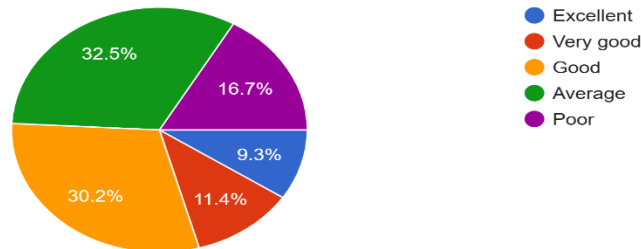
9. Drinking water facility  
1,021 responses



**10. Washroom cleanliness: About 17 percent of the response with regard to the washroom cleanliness was “poor”. This aspect too need to be looked in urgently.**

10. Washroom cleanliness

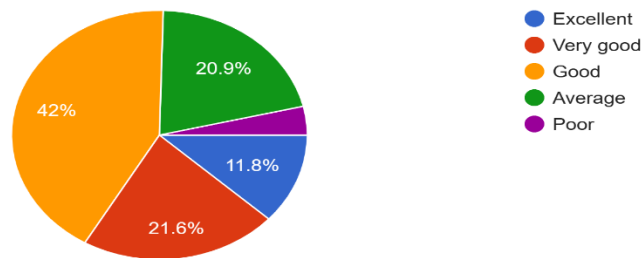
1,021 responses



**11. Cleanliness and maintenance of college campus: In good state but the “excellent” response can be improved.**

11. Cleanliness and maintenance of college campus

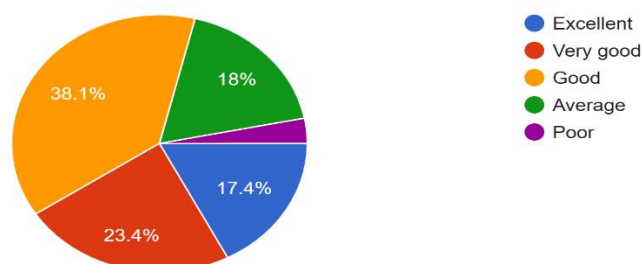
1,021 responses



**12. Sports ground and facilities: The “excellent” response can be improved.**

12. Sports ground and facilities

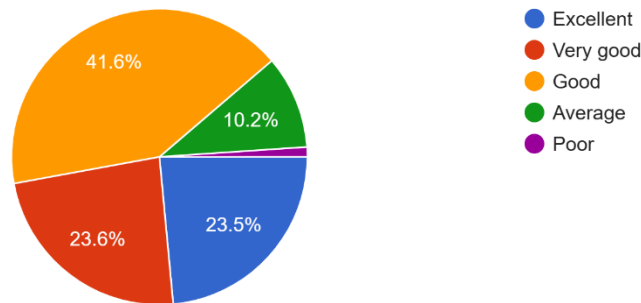
1,013 responses



**13. Greenery in the college campus: In good state.**

13. Greenery in the college campus

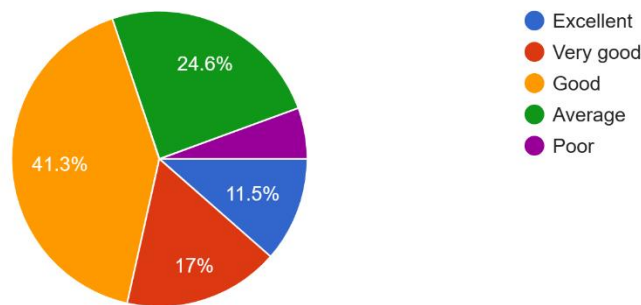
1,021 responses



**14. Canteen facilities: Can be improved further with about 25 percent marking “average” as response.**

14.Canteen facilities

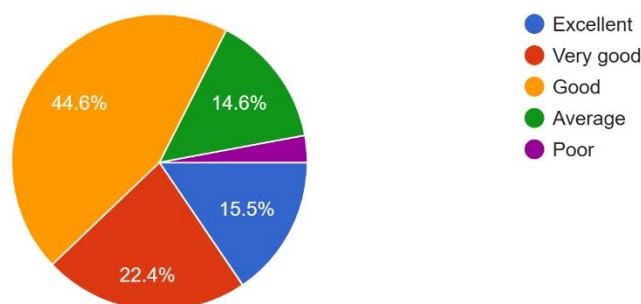
1,021 responses



**15. Are you satisfied with the amenities and infrastructure facilities in the college? Need to work on increasing the “excellent” response and bringing the “average” response further.**

15. Are you satisfied with the amenities and infrastructure facilities in the college?

1,021 responses



*Action Taken:*

---

The Report has been submitted to the Principal, MBB College and discussed with the core members of IQAC and some critical issues have been looked in and communicated to the concerned HoDs, conveners and committees for necessary improvements.