

MAHARAJA BIR BIKRAM COLLEGE

AGARTALA, TRIPURA



A REPORT

ON

Feedback Analysis of

STUDENT SATISFACTION SURVEY (SSS)

ON

Overall Institutional Performance

2021-2022

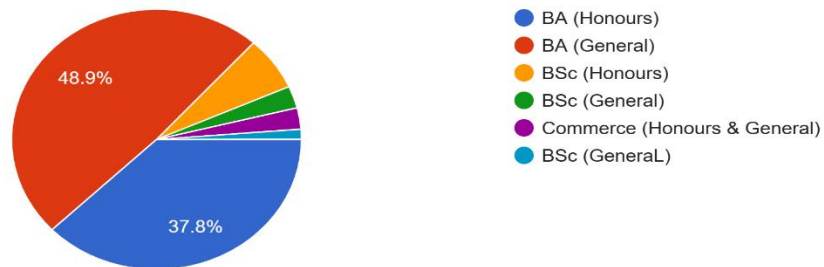
REPORT ON

**STUDENTS' FEEDBACK ON ACADEMIC PERFORMANCE AND
AMBIENCE OF THE INSTITUTE 2021-22**

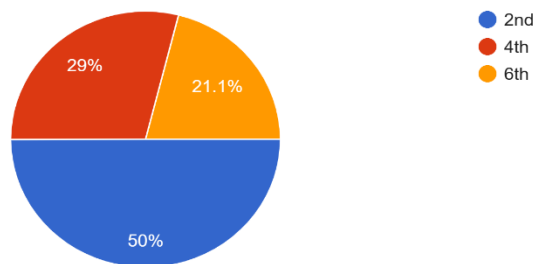
HIGHLIGHTS

- **Response:** In the feedback on academic performance and ambience of the institution a total of 1021 students registered their feedback.

Academic Programme
1,021 responses

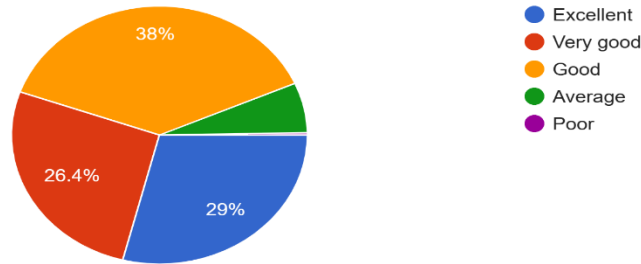


Semester
1,021 responses



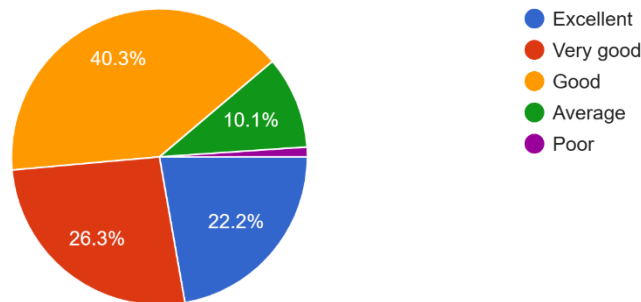
1. Is internal examination taken in time?: In a good state.

1. Are internal examinations taken in time?
1,021 responses



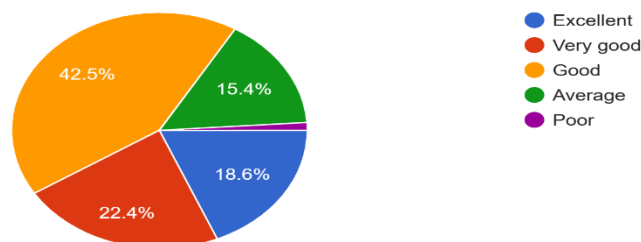
**2. Results of internal examination are displayed and informed to you in time?
:Efforts needs to be made in bringing the “average” response down.**

2. Results of internal examinations are displayed and informed to you in time?
1,021 responses



3. Are tutorial (extra classes/remedial classes) offered in case of need?: Efforts needs to be made in bringing the “average” response down.

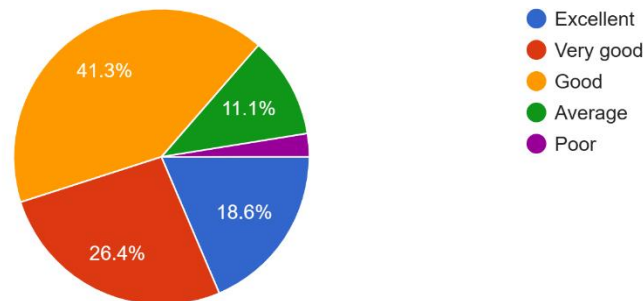
3. Are tutorial classes (extra classes/remedial) offered in case of need?
1,021 responses



4. Are the toppers and rankers recognized for their performance? : Efforts need to be made to improve on the “excellent” response.

4. Are the toppers and rankers recognized for their performance?

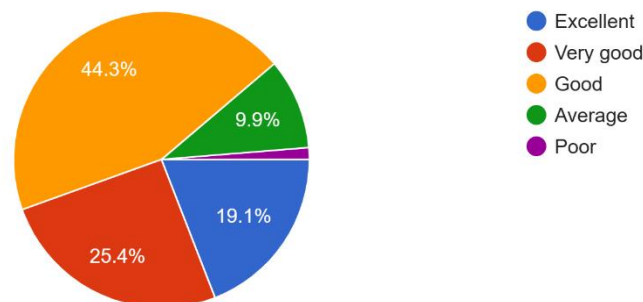
1,021 responses



5. Overall, the ambience of the institute is conducive for effective learning: Need to work on the “excellent” response and also the “average” and “poor” response.

5. Overall, the ambience of the institute is conducive for effective learning.

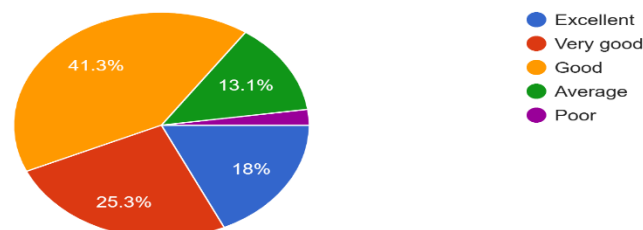
1,011 responses



6. Institute responds timely to your grievances (problems) to your satisfaction: Need to work on the “excellent” response and also the “average” and “poor” response.

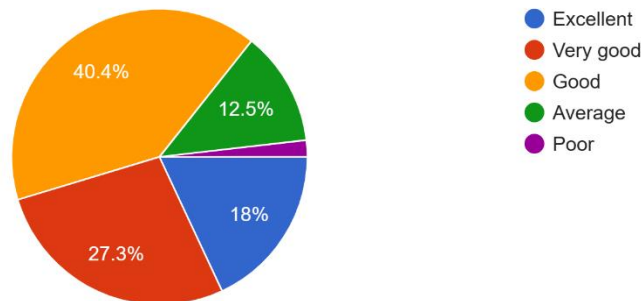
6. Institute responds timely to your grievances (problems) to your satisfaction.

1,021 responses



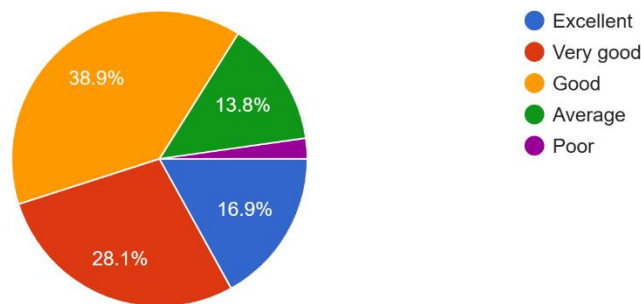
7. Classroom Infrastructure: Need to work on bringing the “average” and “poor” response further. down.

7. Classroom infrastructure are
1,021 responses



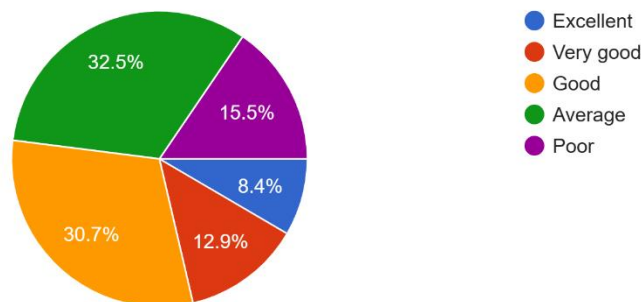
8. Library facilities: Needs to work on improving on the “excellent” response and bringing the “average” response further down.

8. Library facilities
1,021 responses



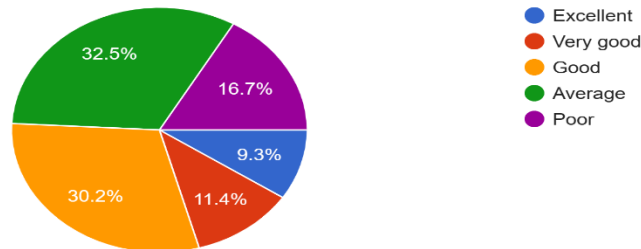
9. Drinking water facility: About 16 percent response marked drinking water facilities to be poor. So, this aspect needs to be looked in urgently.

9. Drinking water facility
1,021 responses



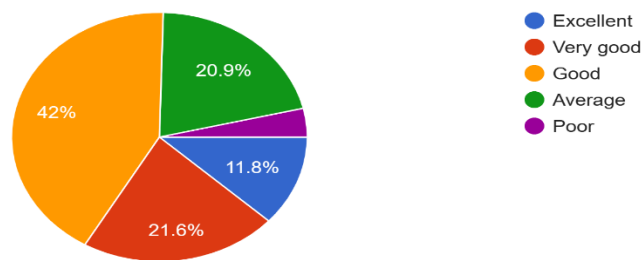
10. Washroom cleanliness: About 17 percent of the response with regard to the washroom cleanliness was “poor”. This aspect too need to be looked in urgently.

10. Washroom cleanliness
1,021 responses



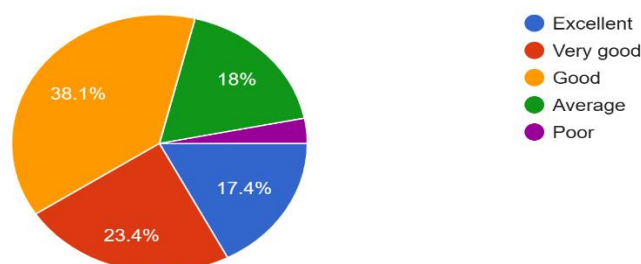
11. Cleanliness and maintenance of college campus: In good state but the “excellent” response can be improved.

11. Cleanliness and maintenance of college campus
1,021 responses



12. Sports ground and facilities: The “excellent” response can be improved.

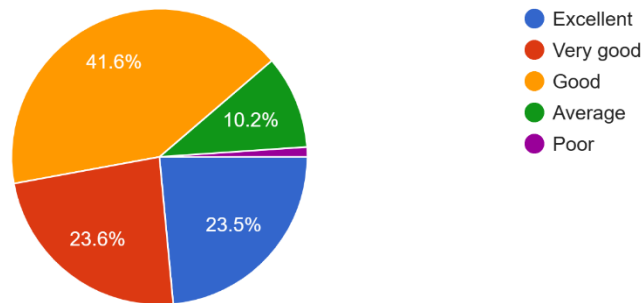
12. Sports ground and facilities
1,013 responses



13. Greenery in the college campus: In good state.

13. Greenery in the college campus

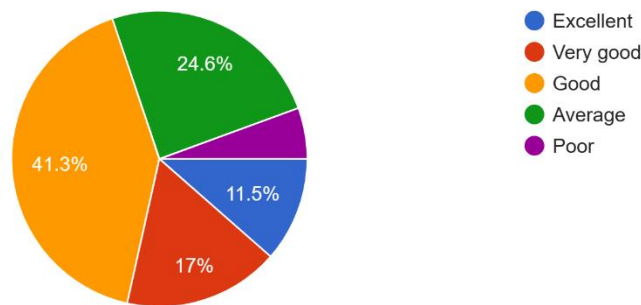
1,021 responses



14. Canteen facilities: Can be improved further with about 25 percent marking “average” as response.

14.Canteen facilities

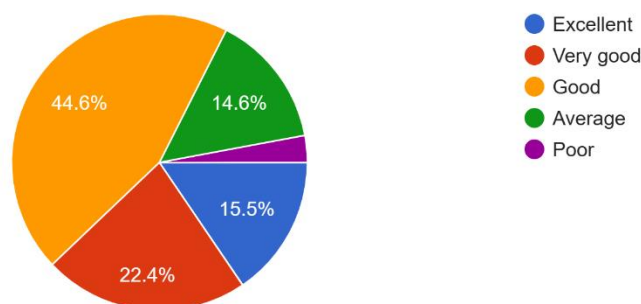
1,021 responses



15. Are you satisfied with the amenities and infrastructure facilities in the college? Need to work on increasing the “excellent” response and bringing the “average” response further.

15. Are you satisfied with the amenities and infrastructure facilities in the college?

1,021 responses



Action Taken:

The Report has been submitted to the Principal, MBB College and discussed with the core members of IQAC and some critical issues have been looked in and communicated to the concerned HoDs, conveners and committees for necessary improvements.

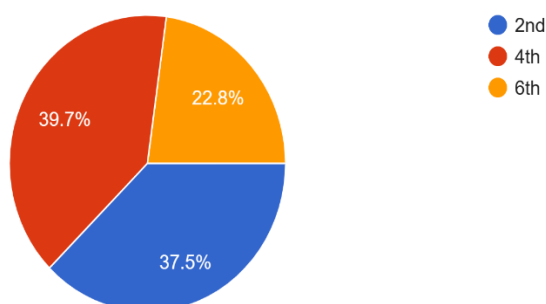
A REPORT ON

STUDENTS' FEEDBACK ON THE SYLLABUS AND ITS TRANSACTION 2021-22

HIGHLIGHTS

- **Response:** In the feedback on the syllabus and its transaction at the institution a total of 706 students registered their feedback. The proportion of responses from the three even semester viz. 2nd, 4th and 6th semester stood at 37.5 percent, 39.7 percent and 22.8 percent, respectively on the following aspects of the syllabus and its transaction.

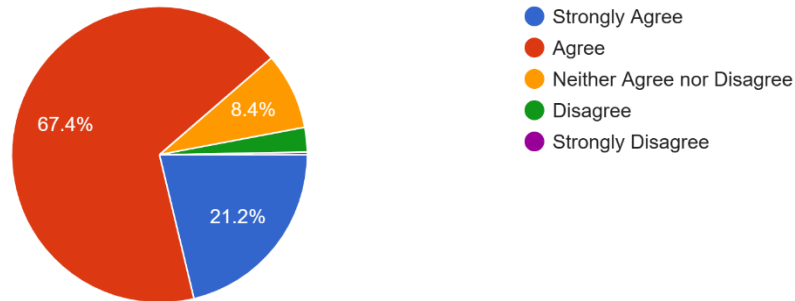
Semester
706 responses



- **Relevance of syllabus:** A very high percentage of students (67.4 %) agreed with the relevance of the syllabus to the modern nature of the subject. Another, 21.2 percentage of students strongly agreed with content of the syllabus. **In other words, a total of 88.6 percent of students have positive opinion about the relevance of the content of the syllabus curriculum** (Full statistics below).

1. The courses/syllabi of the subject taught in the semester are relevant to modern nature of the subject.

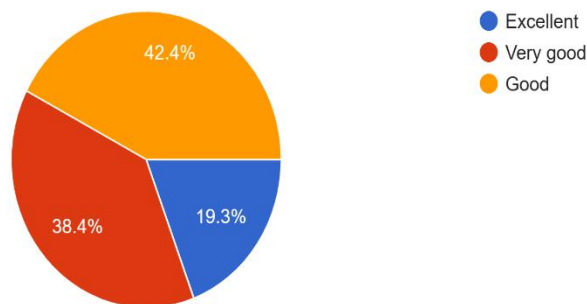
706 responses



- **Size of the syllabus:** About the size of the syllabus in terms of workload 42.4 percent students responded as “good” (38.4 %) followed by “very good” and “excellent” (19.3 %) in order of rank. (Full statistics below).

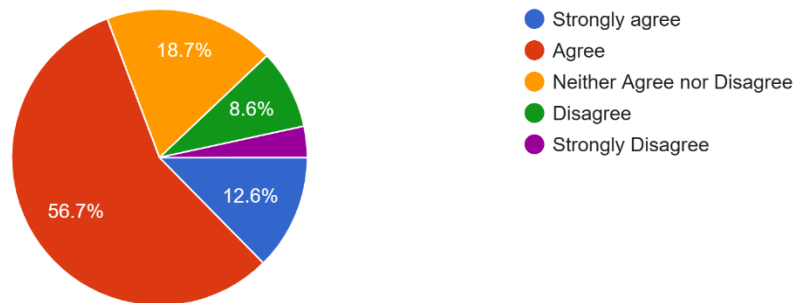
2. Size of the syllabus in terms of the workload on the students

706 responses



- **Availability of library resources:** A good 69.3 percent (agree – 56.7 % and strongly agree – 12.6 %) responded with positive affirmation. However, 12 percent (disagree – 8.6 % and strongly disagree – 3.4 percent) were not in agreement and another 8.6 percent were neutral on the availability of library resources. **In aggregate 20.6 percent students have reservations about the library and the resources available in them. This needs to be considered with greater attention by the institution.**

3. The prescribed reference books/journals are available in the library in sufficient numbers -
706 responses



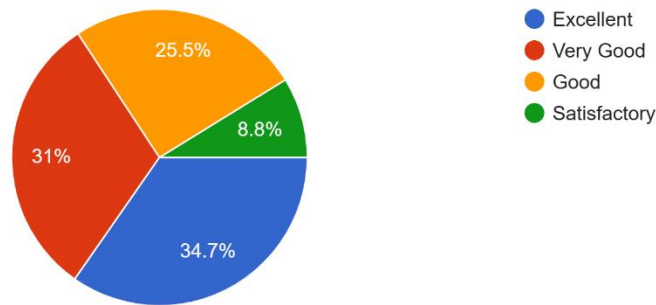
➤ **Transaction in the classroom and beyond**

The transaction in the classroom and beyond is measured on the scale of 1 to 4 with 4 meaning excellent and 1 meaning satisfactory and in between there were very good and good in order of rank.

➤ **Ability to bring conceptual clarity and promotion of thinking ability by teacher:**

The highest percentage (34.7 %) for the response about the ability of the teacher to bring conceptual clarity and promotion of thinking was excellent. Very good (31 %) and good (25.5 %) responses followed. About 8.8 percent responded “satisfactory”. This response is relatively low yet this has to be addressed to enhance comprehensive quality in the transaction of curriculum.

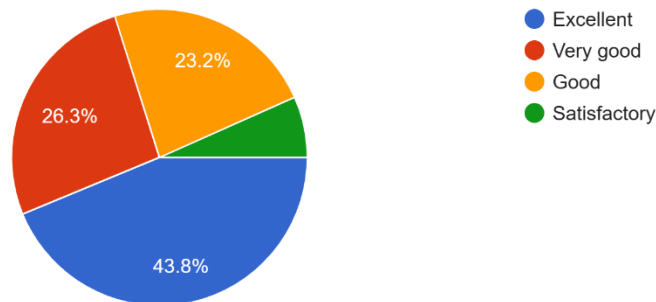
4. Ability to bring conceptual clarity and promotion of thinking ability by teacher -
706 responses



➤ **Communication skill of the teachers:**

On the communication skills front the highest frequency of response was “excellent” (43.8 %) followed by very good (26.3 %) and good (23.2 %). About 7 percent responded satisfactory.

5. Communication skill of the teachers -
706 responses

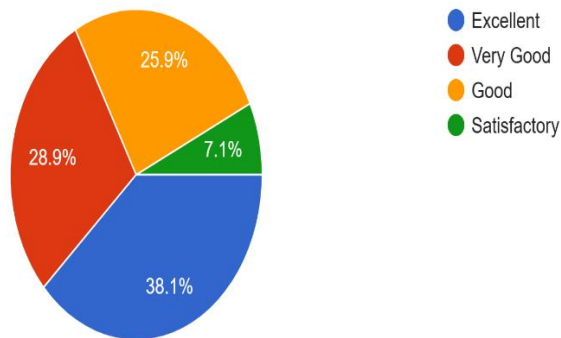


➤ **Regularity and punctuality of the teachers:**

On the regularity and punctuality front the highest frequency of response is 38.1 percent, followed by “very good” and “good” with a percentage of 28.9 and 25.9 percent respectively. About 7 percent responded “satisfactory”. The almost proportionate distribution of varied

responses indicates there is no clear cut unambiguous opinion about the regularity and punctuality of the teachers. So, this aspects of the institution needs attention.

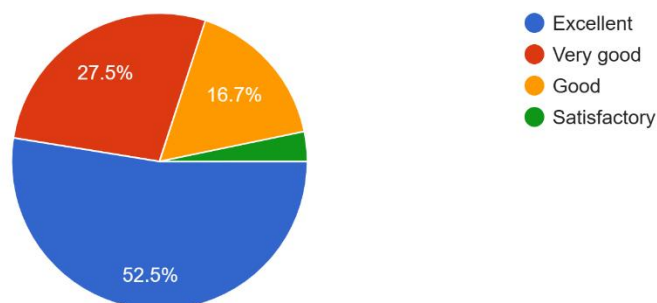
6. Regularity and punctuality of the teachers -
706 responses



➤ **Subject knowledge of the teacher:**

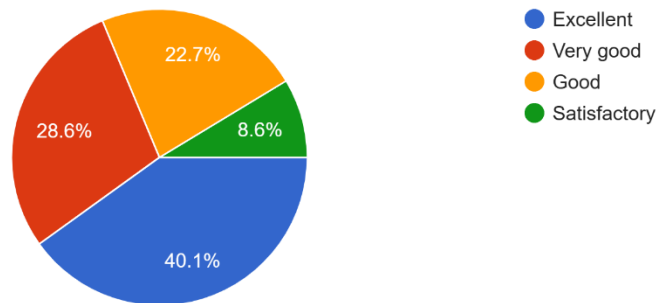
52.5 percent of the respondents' response on the subject knowledge of the teacher is "excellent".

7. Subject knowledge of the teacher -
706 responses



➤ **Motivation and inspiration provided by the teachers:**

8. Motivation and inspiration provided by the teachers -
706 responses

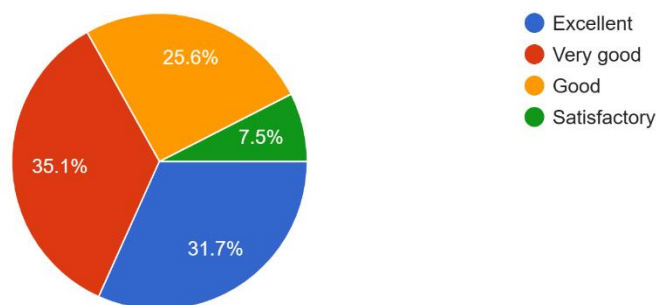


Just like regularity and punctuality of teachers aspect, this aspect viz. motivation and inspiration provided by the teachers also need attention with almost proportionate varied responses.

➤ **Completion and coverage of course by the teachers:**

With almost proportionate distribution of varied responses completion and coverage of course by the teachers also needs to be looked in.

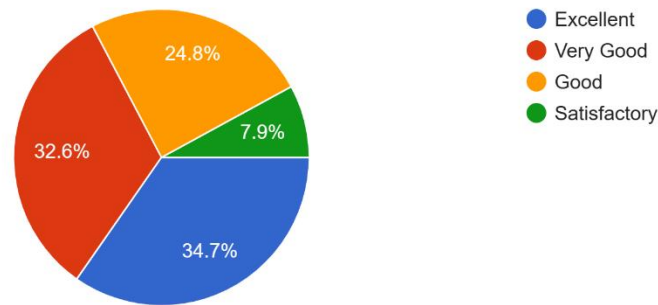
9. Completion and coverage of course by the teachers -
706 responses



➤ **Ability of the teachers to make the subject/learning interesting:**

The ability of the teachers to make the subject/learning interesting also needs to be looked in with almost proportionate varied responses.

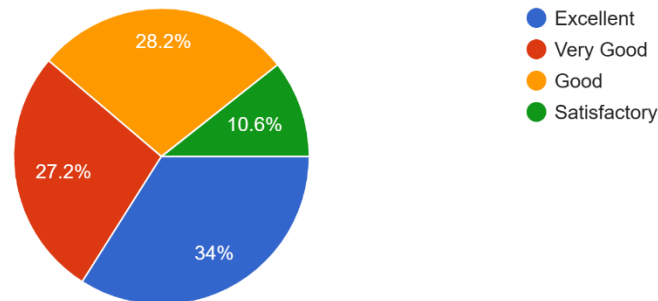
10. Ability of the teachers to make the subject/learning interesting -
706 responses



➤ **Interaction and guidance of the teachers outside the class:**

Interaction and guidance of the teachers outside the class also needs attention with proportionate varied responses.

11. Interaction and guidance of the teachers outside the class -
706 responses

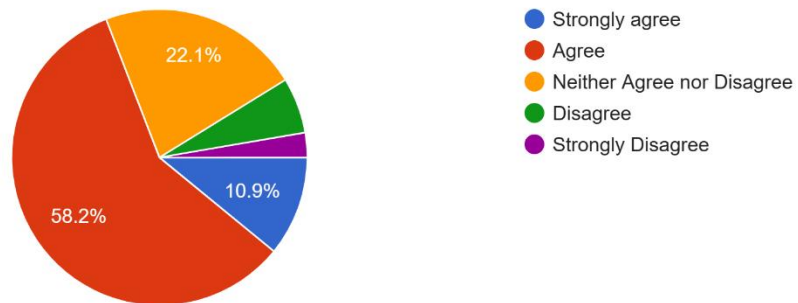


• **Use of technology in learning:**

➤ **ICT facilities in the college are adequate and satisfactory**

58.2 percent of respondents agreed with the ICT facilities followed by 22.1 percent neither agree nor disagree (22.1 %), disagree and strongly disagree.

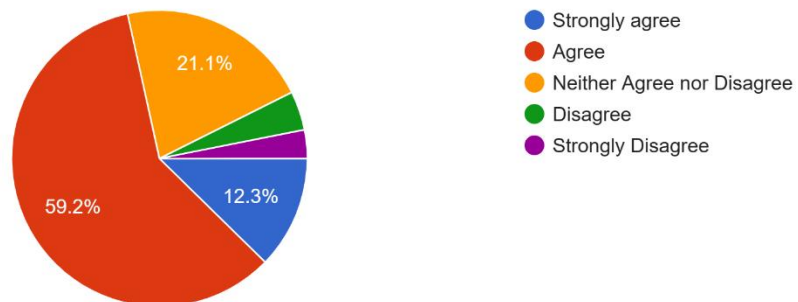
12. ICT facilities in the college are adequate and satisfactory -
706 responses



➤ **E-resources are made available**

59.2 percent of the responded “agree” to the question on availability of e-resources being made available. The percentage of respondents neither agreeing nor disagreeing at 21.1 % needs to be looked in.

13. E-resources are made available -
706 responses



Action Taken:

The Report has been submitted to the Principal, MBB College and discussed with the core members of IQAC and some critical issues have been looked in and communicated to the concerned HoDs, conveners and committees for necessary improvements.